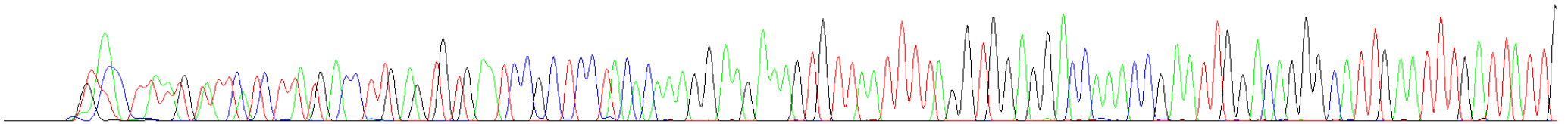
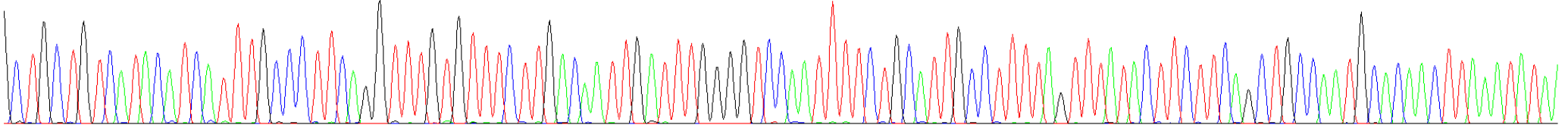


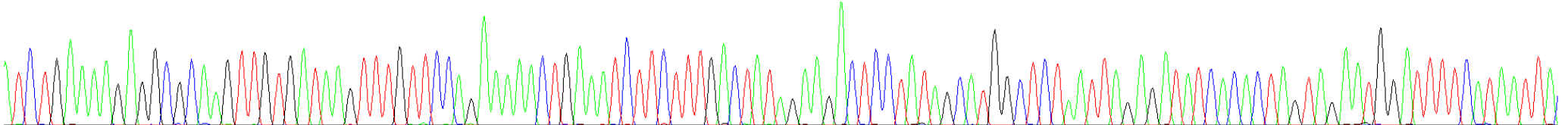
NNNN CATAC T A A G N A T T C TC T T A G A C C T T G A G T G T G A A T C C G C T C C T A C C A A G G A A G A A A G T G T T A A T T T T A G G T G G A G G A C C A A A C C G A A T T G G A C A G G G C A T T G A A T T T G A T T A T T G



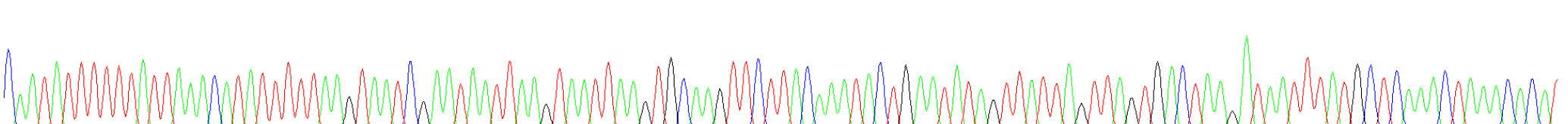
C T G C T G T C A T A C A T C A T T T G C C C T T C A G G T T T G T G T T T C T T G A C A A T T G A T T T G G G G T C C A A T T T T C T G C A T T G C C T T T T A G T T T A T A C T T C T T C A G C T G C C A A T G C A C A A C T T A A A T A T A



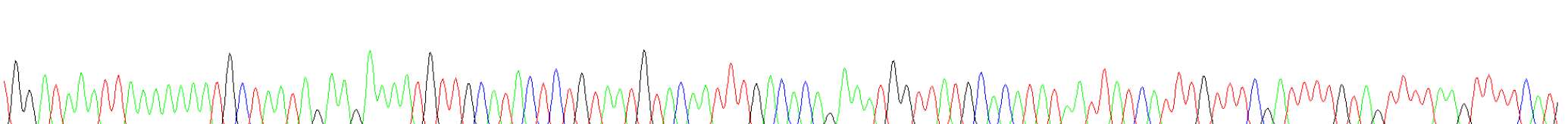
A T C T G A A A A G A G G C G C A A G T T G T G A T A A G T T T G T T C C A G A A A A A C T G A A A T C T T C T T T G A C T A T A G A A G A C T C C T A T A G C A T G G C T C T A A T T A G A G A T A T C A C A C T A G T A G A A T G G A T T T T C A T A A T T A



C A A T A T T T T T A T T A A A C A T A T T T T T A A G T A A T C G A A T A A T T A A G T A A T T A A G T G C A A G T T C T T A C A A A T A C T G A A T A T A G T T A T T A G T T A G T G A C T A A G A T A A T T T A T G C T C A A A C T A A A C A C A T



G G A T A A A T T A A A A A A A T G C T A A T A G A A G A A A A T G T T G C A T A C T C T G T A A T G T A C A A T T T G A C A C A G A A A T G G T T A T G C A C A T A T A A T T A T C A T T T G T T T C G A T T T T G T A G T T T T A A G T T T T C A T



File: 050516-09_M09_1g29900F1589-1g29900F.ab1

Run Ended: 2005/5/18 5:13:2

Signal G:808 A:1208 C:813 T:2035

Sample: 1g29900F1589_1g29900F

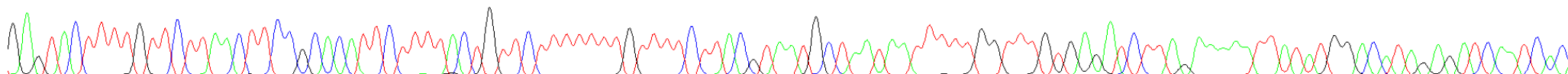
Lane: 35

Base spacing: 14.03

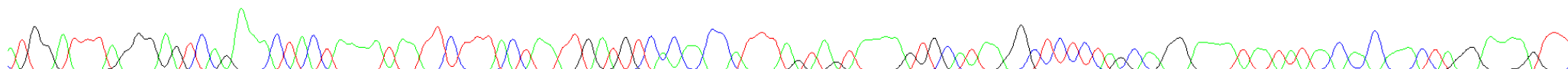
937 bases in 11252 scans

Page 2 of 2

630 640 650 660 670 680 690 700 710 720 730 740
GAGTACTTTTGTCTTAACTTCCGCACATTCTTTACTGTTCTTTTTTTGTTTTCTTACGTAATGCTAATAATTTTGTGTTGTGAGATCTTAGAAAAATTATATGGACATAGAGATCAATCAC



750 760 770 780 790 800 810 820 830 840 850 860 870
ATGGATTTAGGGAGTCAGAACTACTAAAATAATTCTTTACTAATTGATGTCACAACCATTTAGTAGTAAAAAGTGCATAAGGCTCTCTAGNAGGAAATAATATAACAACAACCTAGGAAAGTTT



880 890 900 910 920 930
CATTCTTATCATTATGCAGTAATCTGTTGGCGTATGAAGTATTTGAAATATAATGTAATTGTTCAN

